

(1) Type Examination Certificate

(2) No. of the Type Examination Certificate: **ZP/B089/23** replaces ZP/B138/18

(3) Product: **Fall-through protection**
Type: **LIGHT-FLEX / LIGHT-FLEX-RWA**

(4) Manufacturer: **INNOTECH Arbeitsschutz GmbH**

(5) Address: **Laizing 10, A-4656 KIRCHHAM, AUSTRIA**

(6) The design of this product and any acceptable variation thereto are specified in the schedule to this Type Examination Certificate.

(7) The certification body of DEKRA Testing and Certification GmbH certifies that this product complies with the fundamental requirements of the standard listed under item 8 below. The examination and test results are set out in the report PB 23-10

(8) The requirements of the standard are assured by compliance with

GS-BAU-18 edition 2015

section 6.5.2.3.2
DIN EN 1873:2016

section 6.1.2
DIN EN 1263-1:2015

(9) This Type Examination Certificate relates only to the design, examination and tests of the specified product in accordance to the standard list. Further requirements of the Directive apply to the manufacturing process and supply of this personal protective equipment. These are not covered by this certificate.

(10) This Type Test Certificate is valid until 2028-06-22.

DEKRA Testing and Certification GmbH
Bochum, 2023-06-23

signed: Brumm
Managing director

We confirm the correctness of the translation from the German original.
In the case of arbitration only the German wording shall be valid and binding.



Managing director

TRANSLATION

- (11) Appendix to
- (12) **Type Examination Certificate**
ZP/B089/23
- (13) 13.1 Subject and Type
Fall-through protection
Type: LIGHT-FLEX / LIGHT-FLEX-RWA

13.2 Description

The fall-through protection, type: LIGHT-FLEX (Figures 1-2) and LIGHT-FLEX-RWA (Fig. 3) is intended for the protection of persons against falling through skylights. The system is specially designed to catch a person who is falling through a roof opening, such as a light dome or light bands. It also allows the person involved to be rescued by a third party. The fall-through protection can be fixed to an adequate load-bearing substructure around the roof opening by means of fastening elements that are adapted to match the substrate. The arrester system is fixed in place using specially-designed metal support brackets and matching bolts (Figures 4-5).

The fall arrest netting is fastened through holes provided in the brackets by means of screw connectors (Figure 6) that are inserted through the mesh and then locked in place with screw caps. The brackets are set at intervals of between 370 and 530 mm.

The fall-through protection consists of galvanized wire cables (\varnothing 3.0 mm) that are laid both in parallel and at angles of 90° to one another. The crossover points feature nodes that fix the intersecting wire ropes to each other. This allows the arrest netting to be designed with different dimensions.

The system can be supplied in an open or closed form (Figures 3-4). The dimensions can be varied at will, with the minimum size specified at 1000 x 700 mm.

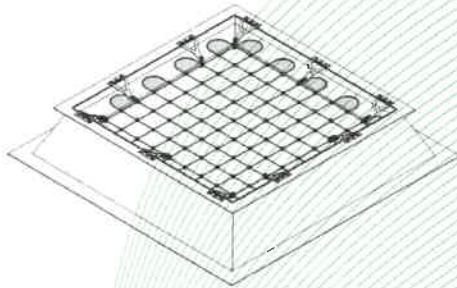


Fig. 1: Fall-through protection, type: LIGHT-FLEX in closed design

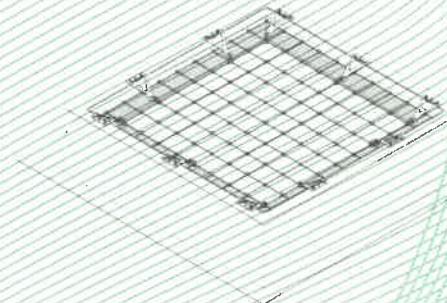


Fig. 2: Fall-through protection, type: LIGHT-FLEX in open design

TRANSLATION

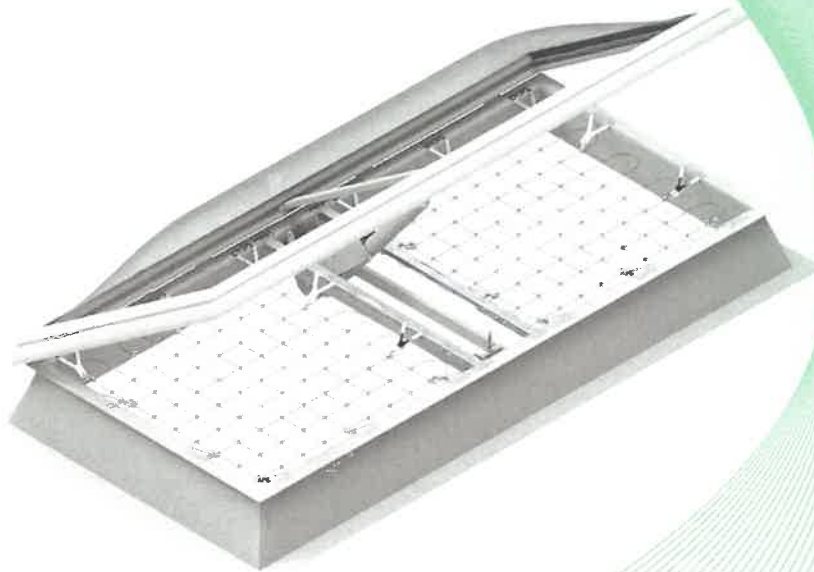


Fig. 3: Fall-through protection, type: LIGHT-FLEX-RWA in open and closed design

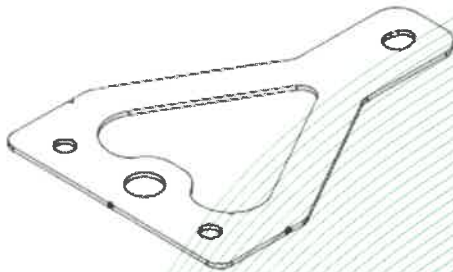


Fig. 4: Support bracket, type: LIGHT-FLEX / LIGHT-FLEX-RWA

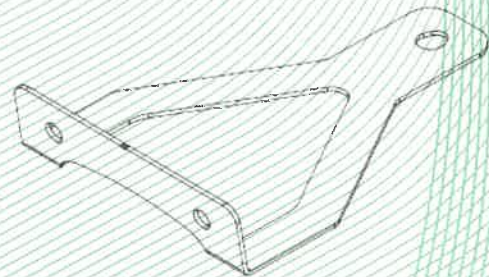


Fig. 5: Angled support bracket, type: LIGHT-FLEX / LIGHT-FLEX-RWA

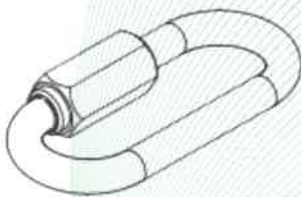


Fig. 6: Screw connector for fall-through protection, type: LIGHT-FLEX / LIGHT-FLEX-RWA

(14) Report

PB 23-108 dd. 2023-06-23